

# Elladore



MAJESTICA SERIES





Welcome to ELLADORE, where craftsmanship meets innovation to redefine the very essence of door and cabinet hardware. As a distinguished manufacturer with a global footprint, we take pride in seamlessly blending traditional artistry with cutting-edge technology to deliver unparalleled solutions for your interior spaces.

At ELLADORE, we specialize in crafting exquisite hardware that not only adds a touch of sophistication to your doors and cabinets but also stands the test of time in terms of durability and functionality. With a commitment to excellence, our products have become synonymous with quality and style in Western countries, where discerning homeowners and businesses seek the perfect blend of aesthetics and performance.

Our extensive range of door handles, knobs, pulls, hinges, and cabinet accessories reflects a harmonious fusion of design diversity and precision engineering. Each piece is a testament to our dedication to providing solutions that not only meet but exceed the expectations of our valued customers.

What sets us apart is not just our products but the meticulous attention we pay to every detail in the manufacturing process. We utilize the finest materials, employ skilled artisans, and leverage advanced manufacturing techniques to create hardware that not only elevates your space but becomes an enduring statement of elegance.

Discover the perfect complement to your doors and cabinets with ELLADORE. Explore our collection and experience the fusion of timeless craftsmanship and contemporary design that sets us apart in the world of hardware manufacturing. Welcome to a world where every detail matters, and excellence is our standard.

# Majestica

## SERIES

The **Majestica series** of Door Handles and Knobs is a truly luxurious and exquisite range that adds a touch of elegance to any space. Here are some key features and benefits of the **Majestica** Door Handles and Knobs:

**Sleek Design:** The handles and knobs in the Majestica collection feature sleek lines and a modern design that enhances the aesthetic appeal of your doors and cabinets.

**Attention to Detail:** The Majestica series is crafted with meticulous attention to detail, ensuring that every handle and knob is of the highest quality and finish.


**Functionality:** Apart from their stunning appearance, the Majestica Door Handles and Knobs are designed to be highly functional. They provide a comfortable grip and smooth operation, making it easy to open and close doors and cabinets.

**Luxury Materials:** The handles and knobs are made from premium materials, such as high-quality metals or durable alloys, ensuring their longevity and durability.

**Versatility:** The Majestica collection offers a wide range of options to suit different styles and preferences. Whether you prefer a minimalist design or a more ornate look, you can find the perfect handle or knob to complement your interior decor.

**Craftsmanship:** Each handle and knob in the Majestica series is crafted with precision and expertise, reflecting the highest standards of craftsmanship.

By choosing the Majestica collection of Door Handles and Knobs, you can elevate the look of your doors and cabinets, creating a luxurious and stylish ambiance in your space.



All Dimensions in mm

A	Knob	96	160	224	288	352	448	
B		53	148	225	300	370	545	
C		10	11	11	20	20	30	
D		30	33	33	48	52	60	
Code		MH1001	MH1002	MH1003	MH1004	MH1005	MH1006	MH1007

← Back to back mounting available for these sizes →

Available in 5 Finishes



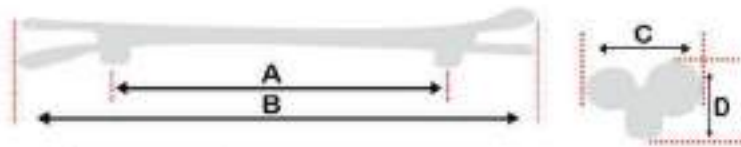
All Dimensions in mm

A	Knob	96	160	224	288	352	448	
B		53	123	185	265	360	530	
C		16	22	30	37	52	60	
D		30	33	33	40	40	45	
Code		MH1101	MH1102	MH1103	MH1104	MH1105	MH1106	MH1107

Available in 5 Finishes



← Back to back mounting available for these sizes →



All Dimensions in mm


A	Knob	96	160	224	288	352	448	
B		50	175	238	340	415	495	
C		17	48	56	64	67	70	
D		30	32	32	38	38	46	
Code		MH1201	MH1202	MH1203	MH1204	MH1205	MH1206	MH1207

← Back to back mounting available for these sizes →

Available in 5 Finishes



- Ant. Gold
- Matt. Gold
- Ant. Nickel
- Matt. Nickel
- Ant. Copper




All Dimensions in mm

A	Knob	96	160	224	288	352	448
B		51	127	200	270	330	440
C		10	10	16	16	17	19
D		30	30	33	40	43	48
Code		MH1301	MH1302	MH1303	MH1304	MH1305	MH1306

← Back to back mounting available for these sizes →

Available in 5 Finishes

- Ant. Gold
- Matt. Gold
- Ant. Nickel
- Matt. Nickel
- Ant. Copper



All Dimensions in mm


A	Knob	96	160	224	288	352	448	
B		54	123	193	301	330	430	
C		18	18	25	29	42	46	
D		31	31	36	36	36	38	
Code		MH1401	MH1402	MH1403	MH1404	MH1405	MH1406	MH1407

← Back to back mounting available for these sizes →

Available in 5 Finishes



-  Ant. Gold
-  Matt. Gold
-  Ant. Nickel
-  Matt. Nickel
-  Ant. Copper




All Dimensions in mm

A	Knob	96	160	224	288	352	448	
B		38	130	208	260	346	395	
C		38	32	38	45	55	56	
D		30	30	30	38	38	38	
Code		MH1501	MH1502	MH1503	MH1504	MH1505	MH1506	MH1507

← Back to back mounting available for these sizes →

Available in 5 Finishes






All Dimensions in mm

A	Knob	96	160	224	288	352	448	
B		38	130	208	260	346	395	
C		38	32	38	45	55	56	
D		30	30	30	38	38	38	
Code		MH1601	MH1602	MH1603	MH1604	MH1605	MH1606	MH1607

← Back to back mounting available for these sizes →

Available in 5 Finishes

- Ant. Gold
- Matt. Gold
- Ant. Nickel
- Matt. Nickel
- Ant. Copper



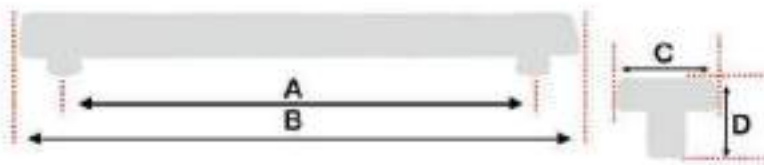
All Dimensions in mm

A	Knob	96	160	224	288	352	448	
B		50	136	220	290	363	450	
C		12	24	35	40	45	45	
D		28	30	39	47	50	50	
Code		MH1701	MH1702	MH1703	MH1704	MH1705	MH1706	MH1707

← Back to back mounting available for these sizes →

Available in 5 Finishes

- Ant. Gold
- Matt. Gold
- Ant. Nickel
- Matt. Nickel
- Ant. Copper



All Dimensions in mm

A	Knob	96	160	224	288	352	448	
B		38	130	208	260	346	395	
C		38	32	38	45	55	56	
D		30	30	30	38	38	38	
Code		MH1801	MH1802	MH1803	MH1804	MH1805	MH1806	MH1807

← Back to back mounting available for these sizes →

Available in 5 Finishes


- Ant. Gold
- Matt. Gold
- Ant. Nickel
- Matt. Nickel
- Ant. Copper



Available in 5 Finishes

All Dimensions in mm							
A	Knob	96	160	224	288	352	448
Code	MH1X01	MH1X02	MH1X03	MH1X04	MH1X05	MH1X06	MH1X07

← Back to back mounting available for these sizes →



All Dimensions in mm

	Knob	Small	Large	Ex. Large
A		41	66	95
B	38	60	96	133
C	38	60	96	133
D	30	30	35	38
Code	MH2001	MH2002	MH2003	MH2004

Back to back mounting only available for **Extra Large** handle only.

Available in 5 Finishes






Lotus Leaf R. (Set of 2)



Lotus Leaf R. (1/2)



All Dimensions in mm

	100	150	200	250
A				
B				
C				
D				
Code	MH	MH	MH	MH

Back to back mounting available for these handle.

Available in 5 Finishes

-  Ant. Gold
-  Matt. Gold
-  Ant. Nickel
-  Matt. Nickel
-  Ant. Copper



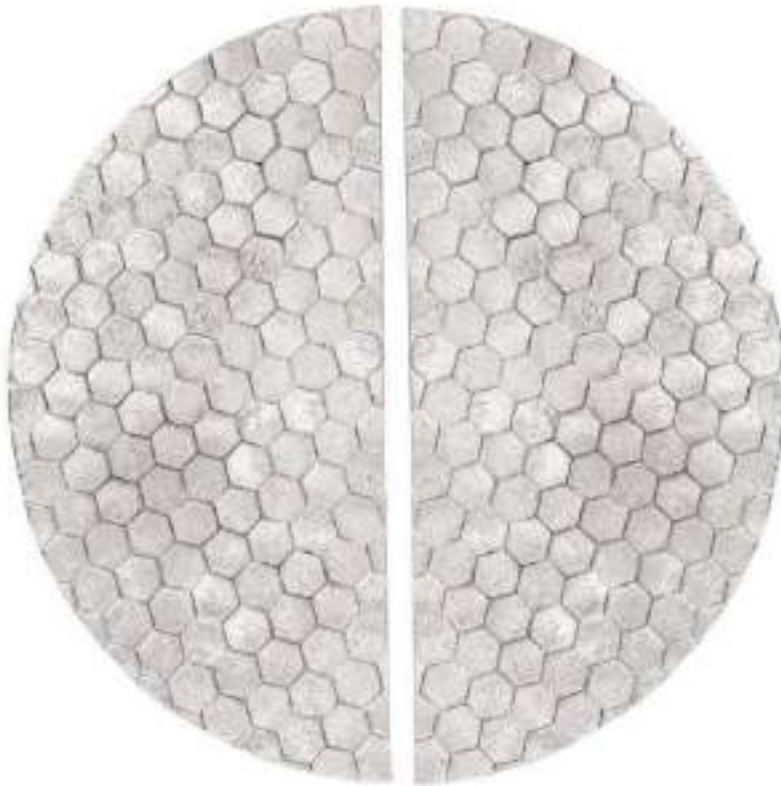
All Dimensions in mm

	Knob	Small	Large	Ex. Large
A		39	64	95
B	38	60	96	135
C	38	60	96	135
D	30	30	35	38
Code	MH2101	MH2102	MH2103	MH2104

Back to back mounting only available for **Extra Large** handle only.

Available in 5 Finishes

-  Ant. Gold
-  Matt. Gold
-  Ant. Nickel
-  Matt. Nickel
-  Ant. Copper



Pentagon R. (Set of 2)



Pentagon R. (1/2)



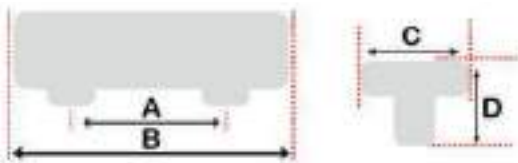
All Dimensions in mm

	100	150	200	250
A				
B				
C				
D				
Code	MH	MH	MH	MH

Back to back mounting available for these handle.

Available in 5 Finishes

-  Ant. Gold
-  Matt. Gold
-  Ant. Nickel
-  Matt. Nickel
-  Ant. Copper



All Dimensions in mm

	Knob	Small	Large	Ex. Large
A		41	66	98
B	38	58	94	133
C	38	58	94	133
D	30	30	33	38
Code	MH2201	MH2202	MH2203	MH2204

Back to back mounting only available for **Extra Large** handle only.

Available in 5 Finishes


-  Ant. Gold
-  Matt. Gold
-  Ant. Nickel
-  Matt. Nickel
-  Ant. Copper



Met R. (Set of 2)



Met R. (1/2)



All Dimensions in mm

	100	150	200	250
A				
B				
C				
D				
Code	MH	MH	MH	MH

Back to back mounting available for these handle.

Available in 5 Finishes





All Dimensions in mm

	Large	Extra Large
A	58	96
B	72	120
C	72	120
D	30	40
Code	MH2401	MH2402


Back to back mounting only available for **Extra Large** handle only.

Available in 5 Finishes

- Ant. Gold
- Matt. Gold
- Ant. Nickel
- Matt. Nickel
- Ant. Copper



All Dimensions in mm




	Large	Extra Large
A	55	96
B	82	135
C	82	135
D	32	38
Code	MH2301	MH2302


Back to back mounting only available for **Extra Large** handle only.

Available in 5 Finishes

-  Ant. Gold
-  Matt. Gold
-  Ant. Nickel
-  Matt. Nickel
-  Ant. Copper



All Dimensions in mm



	Large	Extra Large
A	50	75
B	75	118
C	75	118
D	30	440
Code	MH2501	MH2502

Back to back mounting only available for **Extra Large** handle only.

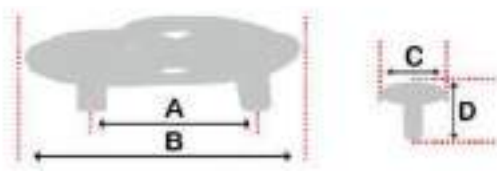
Available in 5 Finishes



-  Ant. Gold
-  Matt. Gold
-  Ant. Nickel
-  Matt. Nickel
-  Ant. Copper



All Dimensions in mm



	Large	Extra Large
A	49	65
B	75	98
C	48	48
D	32	32
Code	MH2601	MH2602

Back to back mounting is **NOT** available for this handle.

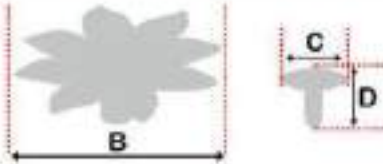
Available in 5 Finishes



- Ant. Gold
- Matt. Gold
- Ant. Nickel
- Matt. Nickel
- Ant. Copper



All Dimensions in mm



	Large	Extra Large
A	-	-
B	108	145
C	108	145
D	45	60
Code	MH2701	MH2702

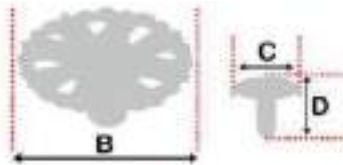
Back to back mounting is **NOT** available for this handle.

Available in 5 Finishes

-  Ant. Gold
-  Matt. Gold
-  Ant. Nickel
-  Matt. Nickel
-  Ant. Copper



All Dimensions in mm		
	Large	Extra Large
A	-	-
B	96	-
C	96	-
D	42	-
Code	MH2801	



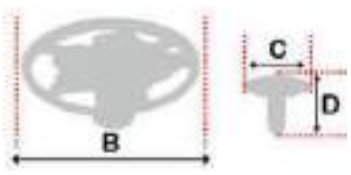
Back to back mounting is **NOT** available for this handle.

Available in 5 Finishes

-  Ant. Gold
-  Matt. Gold
-  Ant. Nickel
-  Matt. Nickel
-  Ant. Copper



All Dimensions in mm



	Large	Extra Large
A	-	-
B	90	-
C	90	-
D	40	-
Code	MH2g01	

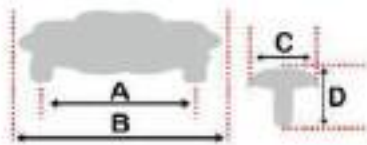
Back to back mounting is **NOT** available for this handle.

Available in 5 Finishes

-  Ant. Gold
-  Matt. Gold
-  Ant. Nickel
-  Matt. Nickel
-  Ant. Copper





All Dimensions in mm



	Large	Extra Large
A	-	-
B	75	-
C	75	-
D	32	-
Code	MH3001	

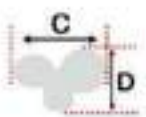
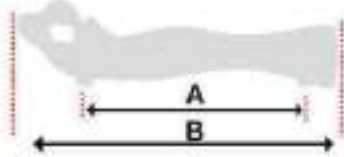
Back to back mounting is **NOT** available for this handle.

Available in 5 Finishes

-  Ant. Gold
-  Matt. Gold
-  Ant. Nickel
-  Matt. Nickel
-  Ant. Copper



All Dimensions in mm

	Smooch Left	Smooch Right
A	191	191
B	280	280
C	67	70
D	57	57
Code	MH3101	MH3102

Back to back mounting available for these handles.

Available in 5 Finishes

	Ant. Gold
	Matt. Gold
	Ant. Nickel
	Matt. Nickel
	Ant. Copper




All Dimensions in mm		
	Plate Handle	
A	125	
B	145	
C	95	
D	39	
Code	MH3201	

Back to back mounting available for these handles.

Available in 5 Finishes

-  Art. Gold
-  Matt. Gold
-  Art. Nickel
-  Matt. Nickel
-  Art. Copper



Available in 5 Finishes

	352	600	900	1200
Code	MH	MH	MH	MH

Back to back mounting only available for **Extra Large** handle only.




Bambusa



Drop



Brak



All Dimensions in mm

Handles	A	B	C	D	Code
Bambusa	700	900	70	90	MH1008
Drop	700	900	85	90	MH1208
Bark	700	900	50	45	MH1408




Curve



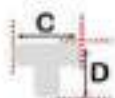
Wave



Helix



All Dimensions in mm



Handles	A	B	C	D	Code
Curve	700	900	60	55	MH1708
Wave	700	900	60	45	MH1908
Helix	700	900	25	65	MH3608



Tree



Bee



Floral Motif



Maple Leaf



Rangoli



Eagle



Butterfly



Aladdin Ka Chirag

Available in 5 Finishes



Ant. Gold



Matt. Gold



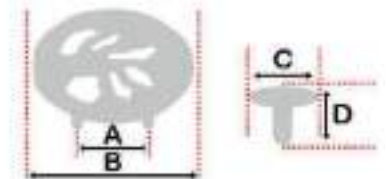
Ant. Nickel



Matt. Nickel



Ant. Copper



All Dimensions in mm

1	Tree	Bee	Floral Motif	Maple leaf	Rangoli	Eagle	Butterfly	Aladdin
A	30	26	25	-	-	-	-	-
B	50	45	45	54	47	50	53	47
C	50	45	45	43	47	58	39	34
D	20	30	24	36	33	28	30	30
Code	MH3301	MH3302	MH3303	MH3304	MH3305	MH3306	MH3307	MH3308



Love



Bud



Motif



OCI



RCI



Callalily



Dhaal



Pentagram

Available in 5 Finishes



Ant. Gold



Matt. Gold



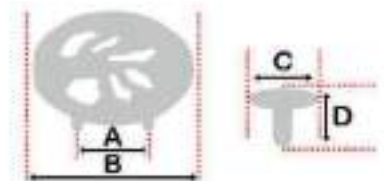
Ant. Nickel



Matt. Nickel



Ant. Copper



All Dimensions in mm

	Love	Bud	Motif	OCI <small>Oval Cloverleaf Interchange</small>	RCI <small>Round Cloverleaf Interchange</small>	Callalily	Dhaal	Pentagram
A	25	24	18	26	26	-	-	-
B	45	42	54	50	45	47	41	38
C	28	42	54	32	45	36	41	38
D	24	25	20	25	25	28	27	28
Code	MH3309	MH3310	MH3311	MH3312	MH3313	MH3314	MH3315	MH3316



Snail



Rabbit



Hen



Cock



Fish



Frog



Bird



Birds Family

Available in 5 Finishes



Ant. Gold



Matt. Gold



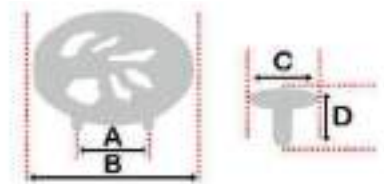
Ant. Nickel



Matt. Nickel



Ant. Copper



All Dimensions in mm

	Snail	Rabbit	Hen	Cock	Fish	Frog	Bird	Bird Family
A	29	-	-	-	-	-	-	-
B	50	42	37	50	46	38	50	32
C	26	31	35	48	40	38	31	32
D	25	24	28	23	29	34	33	30
Code	MH3317	MH3318	MH3319	MH3320	MH3321	MH3322	MH3323	MH3324



Bellis



Canopy



Soft bark



Asanthus



Rope Rangoli



Centre Flower



Hexa Motif



Galapagos

Available in 5 Finishes



Ant. Gold



Matt. Gold



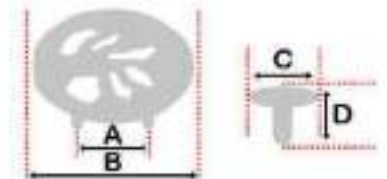
Ant. Nickel



Matt. Nickel



Ant. Copper



All Dimensions in mm

	Bells	Canopy	Soft Bark	Asanthus	Rope Rangoli	Centre Flower	Hexa Motif	Galapagos
A	-	-	-	-	-	-	-	-
B	35	37	48	40	27	32	38	36
C	35	37	33	40	27	32	38	28
D	30	30	28	28	30	27	28	26
Code	MH3325	MH3326	MH3327	MH3328	MH3329	MH3330	MH3331	MH3332



Pineapple



Grapes



Coconut



Leaf



Paddy Flower



Lock



Heart



Racket

Available in 5 Finishes



Ant. Gold



Matt. Gold



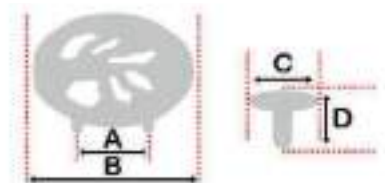
Ant. Nickel



Matt. Nickel



Ant. Copper



All Dimensions in mm

	Pineapple	Grapes	Coconut Tree	Leaf	Paddy Flower	Lock	Heart	Racket
A	-	-	-	-	-	-	-	-
B	50	45	43	42	30	51	37	63
C	24	37	29	22	30	30	51	23
D	27	28	25	25	25	28	29	24
Code	MH3333	MH3334	MH3335	MH3336	MH3337	MH3338	MH3339	MH3340



King



Laughing Buddha



Hexa



Four Square



Plough



Fluid Round



Fluid Square



Square Bark

## Available in 5 Finishes



Ant. Gold



Matt. Gold



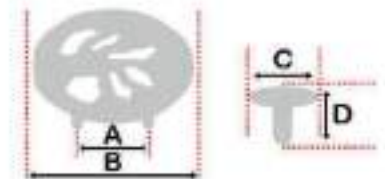
Ant. Nickel



Matt. Nickel



Ant. Copper

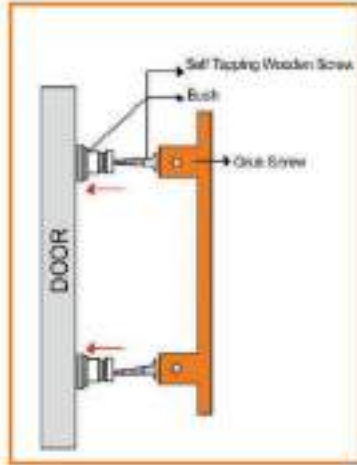


## All Dimensions in mm

	King	Laughing Buddha	Hexa	Four Square	Plough	Fluid Round	Fluid Square	Square Bark
A	-	-	-	-	-	-	-	-
B	41	34	38	38	40	36	36	33
C	39	30	38	38	10	36	29	33
D	38	25	28	28	26	26	25	25
Code	MH3341	MH3342	MH3343	MH3344	MH3345	MH3346	MH3347	MH3348

## Handle Mounting Fitment Details

### Bush Fitment Mounting Details



- This is standard fitment with all handles with back to back option
- The fitment works for one side and back to back mounting on Wooden /UPVC /Aluminium doors
- SS Screws

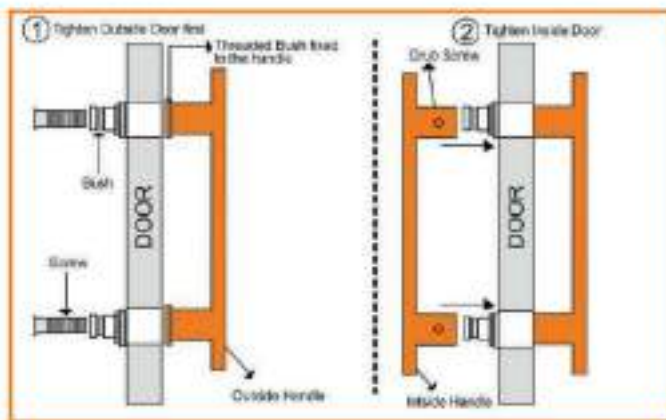
All single post knobs come with special anti-twist fitment.



All knobs with single post 96mm, 150mm and handles without back to back option use screw fitment from behind the panel.

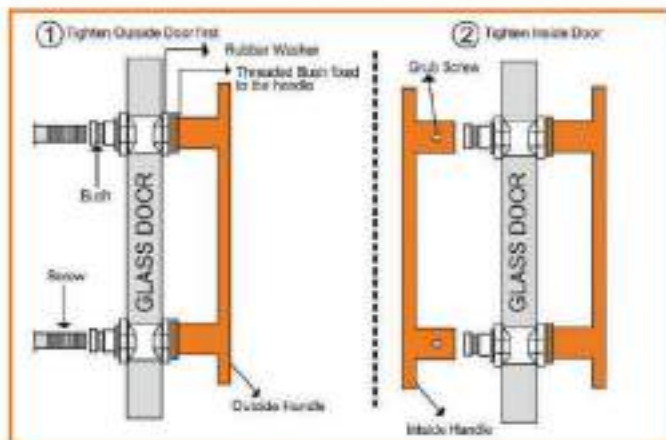


### Screw Fitment Mounting Details



- This is an alternative fitment available for back to back fitment
- Available from 75-150mm screw lengths
- SS Screws
- Please specify the fitment at the time of order. If ordered separately it will be charged extra.

### Glass Door Mounting Fitment Details



- This is an alternative fitment available for back to back fitment
- Works with hole dia 10-16mm
- Works with Glass thickness 10-20mm
- SS Screws
- Available from 75-150mm screw lengths
- Please specify the fitment at the time of order. If ordered separately it will be charged extra.








# Elladore



Corporate Office : 9/B, Rizvi Park, SV  
Road, Santacruz West, Mumbai - 400 059

Factory 1 : Talanagri, Talashpur, Aligarh,  
Uttar Pradesh 202001

Factory 2 : GIDC Phase III, GIDC Phase-2,  
Dared, Jamnagar, Gujarat 361004

 +91-98193-35152

 91-22-66975451 | 91- 22- 66974351

 [www.elladore.in](http://www.elladore.in)

 [sales@elladore.in](mailto:sales@elladore.in)